

# x530L Series

## Stackable Intelligent Layer 3 Switches


The Allied Telesis x530L Series stackable Layer 3 switches feature high capacity, resiliency and easy management, making them the ideal choice for network access applications.



OpenFlow  
CONFORMANT V1.3  
BASIC



AlliedWare Plus™  
OPERATING SYSTEM



### Overview

The Allied Telesis x530L Series are a high-performing and feature-rich choice for today's networks. A choice of 24 or 48 Gigabit ports and 4 x 10 Gigabit uplinks, combined with the ability to stack multiple units, make the x530L Series a versatile solution for enterprise applications.

Power over Ethernet Plus (PoE+) models enable connecting and powering wireless access points, IP surveillance cameras, and other devices.

### Powerful network management

Allied Telesis Autonomous Management Framework™ (AMF) automates many everyday tasks including configuration management, easing the workload of modern networks. The entire network can be managed as a single virtual device with powerful centralized features. Growing the network can be accomplished with plug-and-play simplicity, and network node recovery is fully zero-touch.

AMF secure mode increases network security with management traffic encryption, authorization and monitoring. AMF Guestnode allows third-party devices, such as IP phones and security cameras, to be part of the AMF network.

### Resilient

Today's converging online services mean there is increasing demand for highly-available networks with minimal downtime. Allied Telesis Virtual Chassis Stacking (VCStack™), in conjunction with link aggregation, provides a network with no single point of failure and application resiliency.

x530L Series switches can form a VCStack of up to eight units for enhanced resiliency and simplified device management. Mixed stacking allows the x530L Series to stack with x530 Series Switches. Virtual Chassis Stacking over Long Distance (VCStack™ LD), which enables stacks to be created over long distance fiber links, makes the x530L Series the perfect choice for distributed environments too.

Allied Telesis Ethernet Protection Switched Ring (EPSRing™), and the standards-based G.8032 Ethernet Ring Protection, ensure that distributed network segments have high-speed, resilient access to online resources and applications.

### Reliable

The x530L Series was designed with reliability in mind, and guarantees continual delivery of essential services. With dual built-in Power Supply Units (PSUs) and near-hitless online stack reconfiguration, maintenance can be performed without affecting network uptime.

### Secure

A secure network environment is guaranteed. The x530L Series offers powerful control over network traffic types, secure management options, loop guard to protect against cabling mistakes, and tri-authentication for comprehensive access control.

### Future proof

The x530L Series ensures a future-proof network, with superior flexibility and the ability to stack multiple units. All x530L models feature 10 Gigabit uplink ports and a comprehensive IPv6 feature set, to ensure they are ready for future network traffic demands.

### Environmentally friendly

The x530L Series supports Energy Efficient Ethernet (EEE), automatically reducing the power consumed by the switch whenever there is no traffic on a port. This sophisticated feature significantly lowers operating costs by reducing the power requirements of the switch and any associated cooling equipment.



## Key Features

- ▶ Autonomous Management Framework™ (AMF)
- ▶ VCStack™ up to 8 switches
- ▶ VCStack LD for distributed resilient backbones
- ▶ EPSR™ and G.8032 Ethernet Ring Protection for resilient rings
- ▶ Up to 740W Power Over Ethernet (PoE+)
- ▶ Continuous PoE
- ▶ Active Fiber Monitoring (AFM)
- ▶ Dual fixed PSUs
- ▶ OpenFlow for SDN

VCStack™

VCStack™ LD

AMF™

EPSRing™

ACTIVE  
Fiber Monitoring™

## Key Features

### Autonomous Management Framework™ (AMF)

- ▶ AMF is a sophisticated suite of management tools that provide a simplified approach to network management. Powerful features like centralized management, auto-backup, auto-upgrade, auto-provisioning and auto-recovery enable plug-and-play networking and zero-touch management.
- ▶ Any x530L Series switch can operate as the AMF network master, storing firmware and configuration backups for other network nodes. The AMF master enables auto-provisioning and auto-upgrade by providing appropriate files to new network members. New network devices can be pre-provisioned, making installation easy because no onsite configuration is required.
- ▶ AMF Guestnode allows Allied Telesis wireless APs and other switching products, as well as third-party devices such as IP phones and security cameras, to be part of an AMF network.

### Virtual Chassis Stacking (VCStack™)

- ▶ Create a VCStack of up to 8 units with 40 Gbps of stacking bandwidth for each unit. Stacking links are connected in a ring so each device has dual connections to further improve resiliency. VCStack provides a highly-available system where network resources are spread out across stacked units, reducing the impact if one of the units fails. Aggregating switch ports on different units across the stack provides excellent network resiliency.
- ▶ Mixed stacking allows the x530L Series to stack with x530 Series switches, providing flexible deployment options.

### Long-Distance Stacking (VCStack™ LD)

- ▶ VCStack LD allows a VCStack to be created over longer distances, perfect for distributed network environments.

### Ethernet Protection Switched Ring (EPSRing™)

- ▶ EPSRing and 10 Gigabit Ethernet allow several x530L Series switches to form high-speed protected rings capable of recovery within as little as 50ms. This feature is perfect for high performance and high availability in enterprise networks.
- ▶ Super-Loop Protection (SLP) enables a link between two EPSR nodes to be in separate EPSR domains, improving redundancy and network fault resiliency.

### G.8032 Ethernet Ring Protection

- ▶ G.8032 provides standards-based high-speed ring protection, that can be deployed as stand-alone, or interoperate with Allied Telesis EPSR.
- ▶ Ethernet Connectivity Fault Monitoring (CFM) proactively monitors links and VLANs, and provides alerts when a fault is detected.

### Power over Ethernet Plus (PoE+)

- ▶ With PoE, a separate power connection to media endpoints such as IP phones and wireless access points is not necessary. PoE+ reduces costs and provides even greater flexibility, providing the capability to connect devices requiring more power (up to 30 Watts) such as pan, tilt and zoom security cameras.
- ▶ The x530L Series allows the configuration of the overall power budget, as well as the power limit per port.

### Active Fiber Monitoring (AFM)

- ▶ AFM prevents eavesdropping on fiber communications by monitoring received optical power. If an intrusion is detected, the link can be automatically shut down, or an operator alert can be sent.

### Continuous PoE

- ▶ Continuous PoE allows the switch to be restarted without affecting the supply of power to connected devices. Smart lighting, security cameras, and other PoE devices will continue to operate during a software upgrade on the switch.

### High Reliability

- ▶ The x530L Series feature front to back cooling and dual PSUs.

### Voice VLAN

- ▶ Voice VLAN automatically separates voice and data traffic into two different VLANs. This automatic separation places delay-sensitive traffic into a voice-dedicated VLAN, which simplifies QoS configurations.

### sFlow

- ▶ sFlow is an industry-standard technology for monitoring high-speed switched networks. It provides complete visibility into network use, enabling performance optimization, usage accounting/billing, and defense against security threats. Sampled packets sent to a collector ensure a real-time view of network traffic.

### VLAN Mirroring (RSPAN)

- ▶ VLAN mirroring allows traffic from a port on a remote switch to be analyzed locally. Traffic being transmitted or received on the port is duplicated and sent across the network on a special VLAN.

### Optical DDM

- ▶ Most modern optical SFP/SFP+/QSFP transceivers support Digital Diagnostics Monitoring (DDM). This enables real-time monitoring of various parameters of the transceiver, such as optical output power,

temperature, laser bias current and transceiver supply voltage. Easy access to this information simplifies diagnosing problems with optical modules and fiber connections.

### Tri-authentication

- ▶ Authentication options on the x530L Series also include alternatives to IEEE 802.1x port-based authentication, such as web authentication to enable guest access and MAC authentication for endpoints that do not have an IEEE 802.1x supplicant. All three authentication methods—IEEE 802.1x, MAC-based and Web-based—can be enabled simultaneously on the same port for tri-authentication.

### TACACS+ Command Authorization

- ▶ Centralized control over which commands may be issued by a specific AlliedWare Plus device users. TACACS+ command authorization complements authentication and accounting services for a complete AAA solution.

### Premium Software License

- ▶ By default, the x530L Series offers a comprehensive Layer 2 and basic Layer 3 feature set that includes static routing and IPv6 management features. The feature set can easily be elevated to full Layer 3 by applying the premium software license. This adds dynamic routing protocols and Layer 3 multicasting capabilities.

### VLAN Access Control List (ACLs)

- ▶ Simplify access and traffic control across entire segments of the network. ACLs can be applied to a VLAN as well as a specific port.

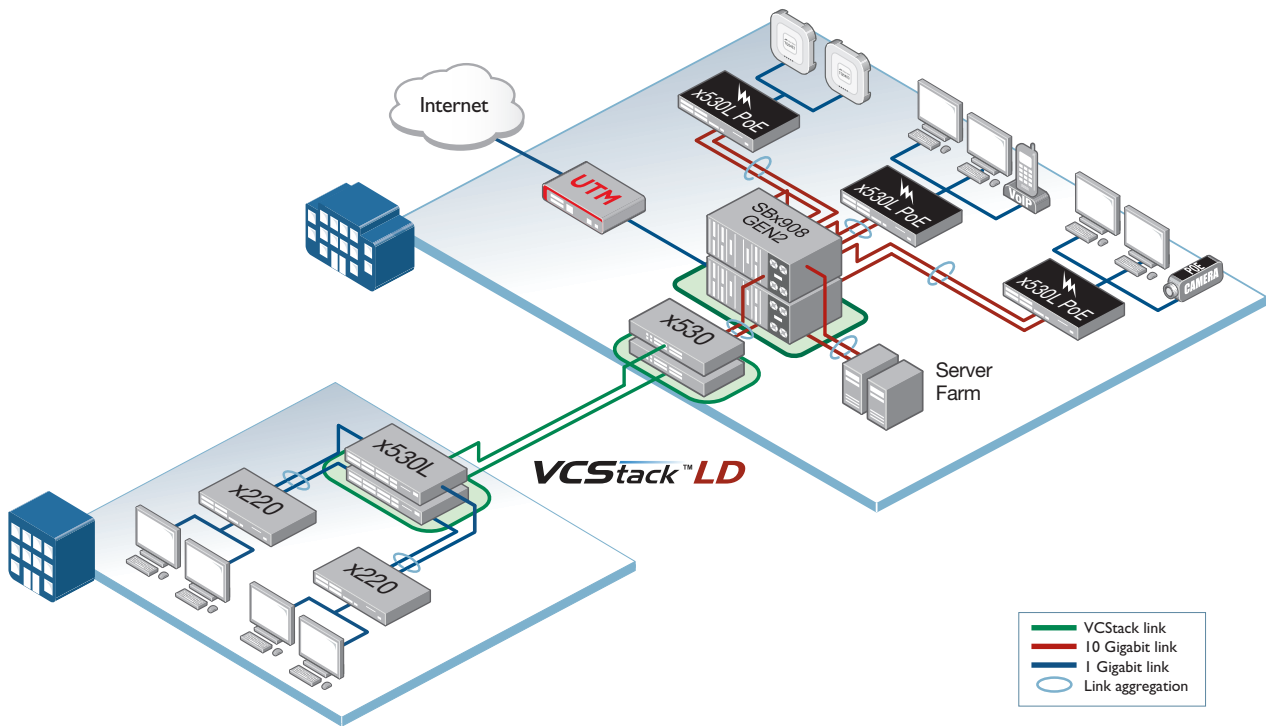
### Dynamic Host Configuration Protocol (DHCP) Snooping

- ▶ DHCP servers allocate IP addresses to clients, and the switch keeps a record of addresses issued on each port. IP source guard checks against this DHCP snooping database to ensure only clients with specific IP and/or MAC address can access the network. DHCP snooping can be combined with other features, like dynamic ARP inspection, to increase security in Layer 2 switched environments, and also provides a traceable history, which meets the growing legal requirements placed on service providers.

### Software Defined Networking (SDN)

- ▶ OpenFlow is a key technology that enables the use of SDN to build smart applications that unlock value and reduce cost.

## Key Solutions



### Resilient distribution switching

The x530L Series are ideal for distribution solutions, where resiliency and flexibility are required. In the above diagram, distribution switches utilize long-distance Virtual Chassis Stacking (VCStack LD) to create a single virtual unit out of multiple devices. By using fiber stacking connectivity, units can be kilometers apart—perfect for a distributed environment. Mixed stacking allows the x530L Series and x530 Series switches to be stacked together for even more deployment flexibility.

When combined with link aggregation, VCStack provides a solution with no single point of failure, which fully utilizes all network bandwidth.

The x530L Series supports Enterprises and their use of business-critical online resources and applications, with a resilient and reliable distribution solution.

### Power at the network edge

The PoE models can provide 740 Watts of power, making the full 30 Watts of PoE+ available to high-power endpoints. This flexible PoE solution can power today's most advanced devices, including PTZ cameras with heaters/blowers, enhanced lighting management, wireless access points and more.

Dual internal PSUs provide redundancy, while Continuous PoE ensures power delivery to endpoints even during a switch firmware upgrade.

With advanced security and access control features, and built-in resiliency, the x530L Series are the ideal choice for connecting and powering devices at the network edge.

## Specifications

### Performance

- ▶ 40Gbps of stacking bandwidth using front panel 10G SFP+ ports
- ▶ Supports 10KB jumbo frames
- ▶ Wirespeed multicasting
- ▶ 4094 configurable VLANs
- ▶ 16K MAC addresses
- ▶ Up to 1250 OpenFlow v1.3 entries
- ▶ 1GB DDR3 SDRAM, 256MB NAND flash memory
- ▶ Packet buffer memory: 3MB

### Reliability

- ▶ Modular AlliedWare Plus operating system
- ▶ Full environmental monitoring of PSUs, fans, temperature and internal voltages. SNMP traps alert network managers in case of any failure

### Expandability

- ▶ Stack up to eight units in a VCStack
- ▶ Versatile licensing options for additional features

### Flexibility and Compatibility

- ▶ 10G SFP+ ports will support any combination of Allied Telesis 1000Mbps SFP and 10GbE SFP+ modules and direct attach cables listed in this document under Ordering Information
- ▶ Port speed and duplex configuration can be set manually or by auto-negotiation
- ▶ Front-panel SFP+ stacking ports can be configured as 1G/10G Ethernet ports

### Diagnostic Tools

- ▶ Connectivity Fault Management (CFM) - Continuity Check Protocol (CCP) for use with G.8032 ERPS
- ▶ Built-In Self Test (BIST)
- ▶ Ping polling and TraceRoute for IPv4 and IPv6
- ▶ Optical Digital Diagnostic Monitoring (DDM)
- ▶ Find-me device locator
- ▶ Automatic link flap detection and port shutdown
- ▶ Cable fault locator (TDR)
- ▶ Uni-Directional Link Detection (UDLD)
- ▶ Active Fiber Monitoring detects tampering on optical links
- ▶ Port and VLAN mirroring (RSPAN)

### IPv4 Features

- ▶ Equal Cost Multi Path (ECMP) routing
- ▶ Static unicast and multicast routing for IPv4
- ▶ UDP broadcast helper (IP helper)
- ▶ Directed broadcast forwarding
- ▶ Black hole routing
- ▶ DNS relay
- ▶ Policy-based routing
- ▶ Route redistribution (OSPF, RIP, and BGP)

### IPv6 Features

- ▶ Device management over IPv6 networks with SNMPv6, Telnetv6 and SSHv6
- ▶ IPv4 and IPv6 dual stack
- ▶ Log to IPv6 hosts with Syslog v6

- ▶ NTPv6 client and server
- ▶ DNSv6 client, DNSv6 relay
- ▶ DHCPv6 relay and client
- ▶ Static IPv6 unicast and multicast routing
- ▶ IPv6 aware storm protection and QoS
- ▶ IPv6 hardware ACLs

### Management

- ▶ Industry-standard CLI with context-sensitive help
- ▶ Built-in text editor and powerful CLI scripting engine
- ▶ Comprehensive SNMP MIB support for standards-based device management
- ▶ Console management port on the front panel for ease of access
- ▶ Event-based triggers allow user-defined scripts to be executed upon selected system events
- ▶ Eco-friendly mode allows ports and LEDs to be disabled to save power
- ▶ USB interface allows software release files, configurations and other files to be stored for backup and distribution to other devices
- ▶ Front panel 7-segment LED provides at-a-glance status and fault information
- ▶ Autonomous Management Framework (AMF) enables powerful centralized management and zero-touch device installation and recovery. Try AMF for free with the built-in Starter license
- ▶ Web-based Graphical User Interface (GUI)

### Quality of Service

- ▶ IP precedence and DiffServ marking based on Layer 2, 3 and 4 headers
- ▶ Queue scheduling options for strict priority, weighted round robin or mixed scheduling
- ▶ Taildrop for queue congestion control
- ▶ Extensive remarking capabilities
- ▶ Policy-based QoS based on VLAN, port, MAC and general packet classifiers
- ▶ Limit bandwidth per port or per traffic class down to 64kbps
- ▶ 8 priority queues with a hierarchy of high priority queues for real time traffic, and mixed scheduling, for each switch port
- ▶ Policy-based storm protection
- ▶ Wirespeed traffic classification with low latency essential for VoIP and real-time streaming media applications

### Resiliency Features

- ▶ EPSRing (Ethernet Protection Switched Rings) with SuperLoop Protection (SLP) and enhanced recovery
- ▶ STP root guard
- ▶ Loop protection: thrash limiting and loop detection
- ▶ Dynamic link failover (host attach)
- ▶ Control Plane Prioritization (CPP) ensures the CPU always has sufficient bandwidth to process network control traffic
- ▶ PVST+ compatibility mode
- ▶ VCStack fast failover minimizes network disruption
- ▶ SFP+ stacking ports can be configured as 10G Ethernet ports

- ▶ Long-Distance VCStack with 10G SFP+ modules (VCStack LD)
- ▶ BPDU forwarding

### Security Features

- ▶ MAC address filtering and MAC address lock-down
- ▶ Port-based learn limits (intrusion detection)
- ▶ Access Control Lists (ACLs) based on layer 3 and 4 headers
- ▶ Private VLANs provide security and port isolation for multiple customers using the same VLAN
- ▶ Secure Copy (SCP)
- ▶ BPDU protection
- ▶ Network Access and Control (NAC) features manage endpoint security
- ▶ Dynamic VLAN assignment
- ▶ Tri-authentication: MAC-based, web-based and IEEE 802.1x
- ▶ DoS attack blocking and virus throttling
- ▶ DHCP snooping, IP source guard and Dynamic ARP Inspection (DAI)
- ▶ Strong password security and encryption
- ▶ Auth fail and guest VLANs
- ▶ Secure File Transfer Protocol (SFTP) client
- ▶ Authentication, Authorisation and Accounting (AAA)
- ▶ Bootloader can be password protected for device security
- ▶ Configurable ACLs for management traffic
- ▶ RADIUS group selection per VLAN or port

### Software Defined Networking (SDN)

- ▶ OpenFlow v1.3 with support for encryption, connection interruption and inactivity probe

### Environmental Specifications

- ▶ Operating temperature range: 0°C to 50°C (32°F to 122°F)
- ▶ Storage temperature range: -25°C to 70°C (-13°F to 158°F)
- ▶ Operating relative humidity range: 5% to 90% non-condensing
- ▶ Storage relative humidity range: 5% to 95% non-condensing
- ▶ Operating altitude: 3,048 meters maximum (10,000 ft)

### Electrical Approvals and Compliances

- ▶ EMC: EN55032 class A, FCC class A, VCCI class A, ICES-003 class A
- ▶ Immunity: EN55024, EN61000-3-levels 2 (Harmonics), and 3 (Flicker) – AC models only

### Safety

- ▶ Standards: UL60950-1, CAN/CSA-C22.2 No. 60950-1-03, EN60950-1, EN60825-1, AS/NZS 60950.1
- ▶ Certification: UL, cUL

### Restrictions on Hazardous Substances (RoHS) Compliance

- ▶ EU RoHS compliant
- ▶ China RoHS compliant

## x530L Series | Stackable Intelligent Layer-3 Switches

### Product Specifications

PRODUCT	10/100/1000T (RJ-45) COPPER PORTS	1/10 GIGABIT SFP+ PORTS	STACKING PORTS	POE+ ENABLED PORTS	SWITCHING FABRIC	FORWARDING RATE
x530L-28GTX	24	4	2*	-	128Gbps	95.2Mpps
x530L-28GPX <sup>1</sup>	24	4	2*	24	128Gbps	95.2Mpps
x530L-52GTX	48	4	2*	-	176Gbps	130.9Mpps
x530L-52GPX	48	4	2*	48	176Gbps	130.9Mpps

<sup>1</sup> The x530L-28GPX model available in 2020

\* Stacking ports can be configured as additional 1G/10G Ethernet ports when the switch is not stacked

### Physical Specifications

PRODUCT	WIDTH X DEPTH X HEIGHT	MOUNTING	WEIGHT		PACKAGED DIMENSIONS
			UNPACKAGED	PACKAGED	
x530L-28GTX	441 x 323 x 44 mm (17.36 x 12.72 x 1.73 in)	Rack-mount	4.4 kg (9.07 lbs)	6.3 kg (13.89 lbs)	577 x 440 x 153 mm (22.72 x 17.32 x 6.02 in)
x530L-28GPX <sup>1</sup>	441 x 421 x 44 mm (17.36 x 16.57 x 1.73 in)	Rack-mount	6.2 kg (13.67 lbs)	8.4 kg (18.52 lbs)	577 x 548 x 153 mm (22.72 x 21.57 x 6.02 in)
x530L-52GTX	441 x 323 x 44 mm (17.36 x 12.72 x 1.73 in)	Rack-mount	5.2 kg (11.46 lbs)	7.1 kg (15.65 lbs)	577 x 440 x 128 mm (22.72 x 17.32 x 6.02 in)
x530L-52GPX	441 x 421 x 44 mm (17.36 x 16.57 x 1.73 in)	Rack-mount	6.7 kg (14.77 lbs)	8.9 kg (19.62 lbs)	577 x 548 x 153 mm (22.72 x 21.57 x 6.02 in)

### Power and Noise Characteristics 100-240V AC, 47-63Hz

6.0A MAX PER INPUT (28GPX/52GPX), 1.0A MAX PER INPUT (28GTX/52GTX)										
PRODUCT	NO POE LOAD			FULL POE+ LOAD			MAX POE POWER (W)	POE SOURCING PORTS		
	MAX POWER CONSUMPTION (W)	MAX HEAT DISSIPATION (BTU/H)	NOISE (DBA)	MAX POWER CONSUMPTION (W)	MAX HEAT DISSIPATION (BTU/H)	NOISE (DBA)		POE (7.5W)	POE (15.4W)	POE (30W)
x530L-28GTX	39	133	42*	-	-	-	-	-	-	-
x530L-28GPX <sup>1</sup>	70	239	42*	890	3037	42*	740	24	24	24
x530L-52GTX	60	205	42*	-	-	-	-	-	-	-
x530L-52GPX	95	324	42*	950	3242	42*	740	48	48	24

\* This figure is under 30 degree C ambient temperature

Noise: tested to ISO7779; front bystander position

### Latency (microseconds)

PRODUCT	PORT SPEED			
	10MBPS	100MBPS	1GBPS	10GBPS
x530L-28GTX	29.91µs	6.06µs	3.98µs	1.63µs
x530L-28GPX <sup>1</sup>	29.91µs	6.06µs	3.98µs	1.63µs
x530L-52GTX	30.98µs	8.34µs	5.27µs	1.67µs
x530L-52GPX	30.98µs	8.34µs	5.27µs	1.67µs

<sup>1</sup> The x530L-28GPX model available in 2020



## Standards and Protocols

### AlliedWare Plus Operating System

Version 5.4.9-2

#### Authentication

RFC 1321 MD5 Message-Digest algorithm  
 RFC 1828 IP authentication using keyed MD5

#### Border Gateway Protocol (BGP)

BGP dynamic capability  
 BGP outbound route filtering  
 RFC 1772 Application of the Border Gateway Protocol (BGP) in the Internet  
 RFC 1997 BGP communities attribute  
 RFC 2385 Protection of BGP sessions via the TCP MD5 signature option  
 RFC 2439 BGP route flap damping  
 RFC 2858 Multiprotocol extensions for BGP-4  
 RFC 2918 Route refresh capability for BGP-4  
 RFC 3392 Capabilities advertisement with BGP-4  
 RFC 3882 Configuring BGP to block Denial-of-Service (DoS) attacks  
 RFC 4271 Border Gateway Protocol 4 (BGP-4)  
 RFC 4360 BGP extended communities  
 RFC 4456 BGP route reflection - an alternative to full mesh iBGP  
 RFC 4724 BGP graceful restart  
 RFC 4893 BGP support for four-octet AS number space  
 RFC 5065 Autonomous system confederations for BGP

#### Cryptographic Algorithms

##### FIPS Approved Algorithms

Encryption (Block Ciphers):

- ▶ AES (ECB, CBC, CFB and OFB Modes)
- ▶ 3DES (ECB, CBC, CFB and OFB Modes)

Block Cipher Modes:

- ▶ CCM
- ▶ CMAC
- ▶ GCM
- ▶ XTS

Digital Signatures & Asymmetric Key Generation:

- ▶ DSA
- ▶ ECDSA
- ▶ RSA

Secure Hashing:

- ▶ SHA-1
- ▶ SHA-2 (SHA-224, SHA-256, SHA-384, SHA-512)

Message Authentication:

- ▶ HMAC (SHA-1, SHA-2(224, 256, 384, 512))

Random Number Generation:

- ▶ DRBG (Hash, HMAC and Counter)

##### Non FIPS Approved Algorithms

RNG (AES128/192/256)  
 DES  
 MD5

#### Encryption (management traffic only)

FIPS 180-1 Secure Hash standard (SHA-1)  
 FIPS 186 Digital signature standard (RSA)  
 FIPS 46-3 Data Encryption Standard (DES and 3DES)

#### Ethernet Standards

IEEE 802.2 Logical Link Control (LLC)  
 IEEE 802.3 Ethernet  
 IEEE 802.3ab 1000BASE-T  
 IEEE 802.3ae 10 Gigabit Ethernet  
 IEEE 802.3af Power over Ethernet (PoE)  
 IEEE 802.3at Power over Ethernet up to 30W (PoE+)  
 IEEE 802.3az Energy Efficient Ethernet (EEE)  
 IEEE 802.3u 100BASE-X  
 IEEE 802.3x Flow control - full-duplex operation  
 IEEE 802.3z 1000BASE-X

#### IPv4 Features

RFC 768 User Datagram Protocol (UDP)  
 RFC 791 Internet Protocol (IP)  
 RFC 792 Internet Control Message Protocol (ICMP)  
 RFC 793 Transmission Control Protocol (TCP)  
 RFC 826 Address Resolution Protocol (ARP)  
 RFC 894 Standard for the transmission of IP datagrams over Ethernet networks  
 RFC 919 Broadcasting Internet datagrams  
 RFC 922 Broadcasting Internet datagrams in the presence of subnets  
 RFC 932 Subnetwork addressing scheme  
 RFC 950 Internet standard subnetting procedure  
 RFC 951 Bootstrap Protocol (BootP)  
 RFC 1027 Proxy ARP  
 RFC 1035 DNS client  
 RFC 1042 Standard for the transmission of IP datagrams over IEEE 802 networks  
 RFC 1071 Computing the Internet checksum  
 RFC 1122 Internet host requirements  
 RFC 1191 Path MTU discovery  
 RFC 1256 ICMP router discovery messages  
 RFC 1518 An architecture for IP address allocation with CIDR  
 RFC 1519 Classless Inter-Domain Routing (CIDR)  
 RFC 1542 Clarifications and extensions for BootP  
 RFC 1591 Domain Name System (DNS)  
 RFC 1812 Requirements for IPv4 routers  
 RFC 1918 IP addressing  
 RFC 2581 TCP congestion control

#### IPv6 Features

RFC 1981 Path MTU discovery for IPv6  
 RFC 2460 IPv6 specification  
 RFC 2464 Transmission of IPv6 packets over Ethernet networks  
 RFC 2711 IPv6 router alert option  
 RFC 3484 Default address selection for IPv6  
 RFC 3587 IPv6 global unicast address format  
 RFC 3596 DNS extensions to support IPv6  
 RFC 4007 IPv6 scoped address architecture  
 RFC 4193 Unique local IPv6 unicast addresses  
 RFC 4213 Transition mechanisms for IPv6 hosts and routers  
 RFC 4291 IPv6 addressing architecture  
 RFC 4443 Internet Control Message Protocol (ICMPv6)  
 RFC 4861 Neighbor discovery for IPv6  
 RFC 4862 IPv6 Stateless Address Auto-Configuration (SLAAC)  
 RFC 5014 IPv6 socket API for source address selection  
 RFC 5095 Deprecation of type 0 routing headers in IPv6  
 RFC 5175 IPv6 Router Advertisement (RA) flags option  
 RFC 6105 IPv6 Router Advertisement (RA) guard

#### Management

AT Enterprise MIB including AMF MIB and SNMP traps  
 Optical DDM MIB  
 SNMPv1, v2c and v3  
 IEEE 802.1AB Link Layer Discovery Protocol (LLDP)  
 RFC 1155 Structure and identification of management information for TCP/IP-based Internets  
 RFC 1157 Simple Network Management Protocol (SNMP)  
 RFC 1212 Concise MIB definitions  
 RFC 1213 MIB for network management of TCP/IP-based Internets: MIB-II  
 RFC 1215 Convention for defining traps for use with the SNMP  
 RFC 1227 SNMP MUX protocol and MIB  
 RFC 1239 Standard MIB  
 RFC 1724 RIPv2 MIB extension  
 RFC 2578 Structure of Management Information v2 (SMIv2)  
 RFC 2579 Textual conventions for SMIv2  
 RFC 2580 Conformance statements for SMIv2  
 RFC 2674 Definitions of managed objects for bridges with traffic classes, multicast filtering and VLAN extensions  
 RFC 2741 Agent extensibility (AgentX) protocol  
 RFC 2787 Definitions of managed objects for VRRP

RFC 2819 RMON MIB (groups 1,2,3 and 9)  
 RFC 2863 Interfaces group MIB  
 RFC 3176 sFlow: a method for monitoring traffic in switched and routed networks  
 RFC 3411 An architecture for describing SNMP management frameworks  
 RFC 3412 Message processing and dispatching for the SNMP  
 RFC 3413 SNMP applications  
 RFC 3414 User-based Security Model (USM) for SNMPv3  
 RFC 3415 View-based Access Control Model (VACM) for SNMP  
 RFC 3416 Version 2 of the protocol operations for the SNMP  
 RFC 3417 Transport mappings for the SNMP  
 RFC 3418 MIB for SNMP  
 RFC 3621 Power over Ethernet (PoE) MIB  
 RFC 3635 Definitions of managed objects for the Ethernet-like interface types  
 RFC 3636 IEEE 802.3 MAU MIB  
 RFC 4022 MIB for the Transmission Control Protocol (TCP)  
 RFC 4113 MIB for the User Datagram Protocol (UDP)  
 RFC 4188 Definitions of managed objects for bridges  
 RFC 4292 IP forwarding table MIB  
 RFC 4293 MIB for the Internet Protocol (IP)  
 RFC 4318 Definitions of managed objects for bridges with RSTP  
 RFC 4502 RMON 2  
 RFC 4560 Definitions of managed objects for remote ping, traceroute and lookup operations  
 RFC 5424 The Syslog protocol  
 RFC 6527 Definitions of managed objects for VRRPv3

#### Multicast Support

Bootstrap Router (BSR) mechanism for PIM-SM  
 IGMP query solicitation  
 IGMP snooping (IGMPv1, v2 and v3)  
 IGMP snooping fast-leave  
 IGMP/MLD multicast forwarding (IGMP/MLD proxy)  
 MLD snooping (MLDv1 and v2)  
 PIM and PIM SSM for IPv6  
 RFC 1112 Host extensions for IP multicasting (IGMPv1)  
 RFC 2236 Internet Group Management Protocol v2 (IGMPv2)  
 RFC 2710 Multicast Listener Discovery (MLD) for IPv6  
 RFC 2715 Interoperability rules for multicast routing protocols  
 RFC 3306 Unicast-prefix-based IPv6 multicast addresses  
 RFC 3376 IGMPv3  
 RFC 3810 Multicast Listener Discovery v2 (MLDv2) for IPv6  
 RFC 3956 Embedding the Rendezvous Point (RP) address in an IPv6 multicast address  
 RFC 3973 PIM Dense Mode (DM)  
 RFC 4541 IGMP and MLD snooping switches  
 RFC 4601 Protocol Independent Multicast - Sparse Mode (PIM-SM): protocol specification (revised)  
 RFC 4604 Using IGMPv3 and MLDv2 for source-specific multicast  
 RFC 4607 Source-specific multicast for IP

#### Open Shortest Path First (OSPF)

OSPF link-local signaling  
 OSPF MD5 authentication  
 Out-of-band LSDB resync  
 RFC 1245 OSPF protocol analysis  
 RFC 1246 Experience with the OSPF protocol  
 RFC 1370 Applicability statement for OSPF  
 RFC 1765 OSPF database overflow  
 RFC 2328 OSPFv2  
 RFC 2370 OSPF opaque LSA option  
 RFC 2740 OSPFv3 for IPv6  
 RFC 3101 OSPF Not-So-Stubby Area (NSSA) option  
 RFC 3509 Alternative implementations of OSPF area border routers  
 RFC 3623 Graceful OSPF restart

## x530L Series | Stackable Intelligent Layer-3 Switches

RFC 3630 Traffic engineering extensions to OSPF  
 RFC 4552 Authentication/confidentiality for OSPFv3  
 RFC 5329 Traffic engineering extensions to OSPFv3  
 RFC 5340 OSPFv3 for IPv6 (partial support)

### Quality of Service (QoS)

IEEE 802.1p Priority tagging  
 RFC 2211 Specification of the controlled-load network element service  
 RFC 2474 DiffServ precedence for eight queues/port  
 RFC 2475 DiffServ architecture  
 RFC 2597 DiffServ Assured Forwarding (AF)  
 RFC 2697 A single-rate three-color marker  
 RFC 2698 A two-rate three-color marker  
 RFC 3246 DiffServ Expedited Forwarding (EF)

### Resiliency Features

ITU-T G.8023 / Y.1344 Ethernet Ring Protection Switching (ERPS)  
 IEEE 802.1ag CFM Continuity Check Protocol (CCP)  
 IEEE 802.1AX Link aggregation (static and LACP)  
 IEEE 802.1D MAC bridges  
 IEEE 802.1s Multiple Spanning Tree Protocol (MSTP)  
 IEEE 802.1w Rapid Spanning Tree Protocol (RSTP)  
 IEEE 802.3ad Static and dynamic link aggregation  
 RFC 5798 Virtual Router Redundancy Protocol version 3 (VRRPv3) for IPv4 and IPv6

### Routing Information Protocol (RIP)

RFC 1058 Routing Information Protocol (RIP)  
 RFC 2080 RIPng for IPv6  
 RFC 2081 RIPng protocol applicability statement  
 RFC 2082 RIP-2 MD5 authentication  
 RFC 2453 RIPv2

### Security Features

SSH remote login  
 SSLv2 and SSLv3  
 TACACS+ accounting, authentication and authorisation (AAA)  
 IEEE 802.1X authentication protocols (TLS, TTLS, PEAP and MD5)  
 IEEE 802.1X multi-suplicant authentication  
 IEEE 802.1X port-based network access control  
 RFC 2560 X.509 Online Certificate Status Protocol (OCSP)  
 RFC 2818 HTTP over TLS ("HTTPS")  
 RFC 2865 RADIUS authentication  
 RFC 2866 RADIUS accounting  
 RFC 2868 RADIUS attributes for tunnel protocol support  
 RFC 2986 PKCS #10: certification request syntax specification v1.7  
 RFC 3546 Transport Layer Security (TLS) extensions  
 RFC 3579 RADIUS support for Extensible Authentication Protocol (EAP)  
 RFC 3580 IEEE 802.1x RADIUS usage guidelines  
 RFC 3748 PPP Extensible Authentication Protocol (EAP)  
 RFC 4251 Secure Shell (SSHv2) protocol architecture  
 RFC 4252 Secure Shell (SSHv2) authentication protocol  
 RFC 4253 Secure Shell (SSHv2) transport layer protocol  
 RFC 4254 Secure Shell (SSHv2) connection protocol  
 RFC 5246 Transport Layer Security (TLS) v1.2  
 RFC 5280 X.509 certificate and Certificate Revocation List (CRL) profile  
 RFC 5425 Transport Layer Security (TLS) transport mapping for Syslog  
 RFC 5656 Elliptic curve algorithm integration for SSH  
 RFC 6125 Domain-based application service identity within PKI using X.509 certificates with TLS  
 RFC 6614 Transport Layer Security (TLS) encryption for RADIUS  
 RFC 6668 SHA-2 data integrity verification for SSH

### Services

RFC 854 Telnet protocol specification  
 RFC 855 Telnet option specifications  
 RFC 857 Telnet echo option  
 RFC 858 Telnet suppress go ahead option  
 RFC 1091 Telnet terminal-type option

RFC 1350 Trivial File Transfer Protocol (TFTP)  
 RFC 1985 SMTP service extension  
 RFC 2049 MIME  
 RFC 2131 DHCPv4 (server, relay and client)  
 RFC 2132 DHCP options and BootP vendor extensions  
 RFC 2616 Hypertext Transfer Protocol - HTTP/1.1  
 RFC 2821 Simple Mail Transfer Protocol (SMTP)  
 RFC 2822 Internet message format  
 RFC 3046 DHCP relay agent information option (DHCP option 82)  
 RFC 3315 DHCPv6 (server, relay and client)  
 RFC 3633 IPv6 prefix options for DHCPv6  
 RFC 3646 DNS configuration options for DHCPv6  
 RFC 3993 Subscriber-ID suboption for DHCP relay agent option

RFC 4330 Simple Network Time Protocol (SNTP) version 4  
 RFC 5905 Network Time Protocol (NTP) version 4

### VLAN Support

Generic VLAN Registration Protocol (GVRP)  
 IEEE 802.1ad Provider bridges (VLAN stacking, Q-in-Q)  
 IEEE 802.1Q Virtual LAN (VLAN) bridges  
 IEEE 802.1v VLAN classification by protocol and port  
 IEEE 802.3ac VLAN tagging


### Voice over IP (VoIP)

LLDP-MED ANSI/TIA-1057  
 Voice VLAN

### Feature Licenses

NAME	DESCRIPTION	INCLUDES	STACK LICENSING
<b>AT-FL-x530L-01</b>	x530L premium license	<ul style="list-style-type: none"> <li>▶ OSPFv2 (256 routes)</li> <li>▶ BGP4 (256 routes)</li> <li>▶ PIMv4-SM, DM and SSM v4</li> <li>▶ VLAN double tagging (Q-in-Q)</li> <li>▶ RIPng (256 routes)</li> <li>▶ OSPFv3 (256 routes)</li> <li>▶ MLDv1/v2</li> <li>▶ PIM-SMv6/SSMv6</li> <li>▶ RADIUS-Full</li> <li>▶ UDLD</li> </ul>	▶ One license per stack member
<b>AT-FL-x530-AM20-1YR</b>	AMF Master license	▶ AMF Master 20 nodes for 1 year	▶ One license per stack
<b>AT-FL-x530-AM20-5YR</b>	AMF Master license	▶ AMF Master 20 nodes for 5 years	▶ One license per stack
<b>AT-FL-x530L-8032</b>	ITU-T G.8032 license	<ul style="list-style-type: none"> <li>▶ G.8032 ring protection</li> <li>▶ Ethernet CFM</li> </ul>	▶ One license per stack member
<b>AT-FL-x530L-CPOE</b>	Continuous PoE license	▶ Continuous PoE power	▶ One license per stack member
<b>AT-FL-x53L-MSTK</b>	Mixed Stacking license	▶ Stack x530L with x530 Series switches	▶ One license per stack member
<b>AT-FL-x530L-OF13-1YR</b>	OpenFlow license	▶ OpenFlow v1.3 (1250 entries) for 1 year	▶ Not supported on a stack
<b>AT-FL-x530L-OF13-5YR</b>	OpenFlow license	▶ OpenFlow v1.3 (1250 entries) for 5 years	▶ Not supported on a stack

### Ordering Information



### Switches

19 inch rack-mount brackets included

#### AT-x530L-28GTX-xx

24-port 10/100/1000T stackable switch with 4 SFP+ ports and 2 fixed power supplies

#### AT-x530L-28GPX-xx<sup>1</sup>

24-port 10/100/1000T PoE+ stackable switch with 4 SFP+ ports and 2 fixed power supplies

#### AT-x530L-52GTX-xx

48-port 10/100/1000T stackable switch with 4 SFP+ ports and 2 fixed power supplies

#### AT-x530L-52GPX-xx

48-port 10/100/1000T PoE+ stackable switch with 4 SFP+ ports and 2 fixed power supplies

Where xx = 10 for US power cord  
 20 for no power cord  
 30 for UK power cord  
 40 for Australian power cord  
 50 for European power cord

<sup>1</sup> The x530L-28GPX model available in 2020

## x530L Series | Stackable Intelligent Layer-3 Switches

### 10G SFP+ Modules

Any 10G SFP+ module or cable can be used for stacking with the front panel 10G ports

#### AT-SP10SR

10GSR 850 nm short-haul, 300 m with MMF

#### AT-SP10SR/I

10GSR 850 nm short-haul, 300 m with MMF industrial temperature

#### AT-SP10LRM

10GLRM 1310 nm short-haul, 220 m with MMF

#### AT-SP10LR

10GLR 1310 nm medium-haul, 10 km with SMF

#### AT-SP10LR/I

10GLR 1310 nm medium-haul, 10 km with SMF industrial temperature

#### AT-SP10LR20/I

10GER 1310nm long-haul, 20 km with SMF industrial temperature

#### AT-SP10ER40/I

10GER 1310nm long-haul, 40 km with SMF industrial temperature

#### AT-SP10ZR80/I

10GER 1550nm long-haul, 80 km with SMF industrial temperature

#### AT-SP10T<sup>2,3</sup>

10GBase-T 20 m copper

#### AT-SP10BD10/I-12

10G Bi-Di, 1270 nm TX/1330 nm RX, 10km, industrial temperature, TAA<sup>4</sup>

#### AT-SP10BD10/I-13

10G Bi-Di, 1330 nm TX/1270 nm RX, 10km, industrial temperature, TAA<sup>4</sup>

#### AT-SP10BD20-12

10G Bi-Di, 1270 nm TX/1330 nm RX, 20km, TAA<sup>4</sup>

#### AT-SP10BD20-13

10G Bi-Di, 1330 nm TX/1270 nm RX, 20km, TAA<sup>4</sup>

#### AT-SP10BD40/I-12

10G Bi-Di, 1270 nm TX/1330 nm RX, 40km, industrial temperature, TAA<sup>4</sup>

#### AT-SP10BD40/I-13

10G Bi-Di, 1330 nm TX/1270 nm RX, 40km, industrial temperature, TAA<sup>4</sup>

#### AT-SP10TW1

1 meter SFP+ direct attach cable

#### AT-SP10TW3

3 meter SFP+ direct attach cable

### 1000Mbps SFP Modules

#### AT-SPTX

10/100/1000T 100 m copper

#### AT-SPTX/I

100 m, 10/100/1000T SFP, RJ-45 industrial temperature

#### AT-SPSX

1000SX GbE multi-mode 850 nm fiber up to 550 m

#### AT-SPSX/I

1000SX GbE multi-mode 850 nm fiber up to 550 m industrial temperature

#### AT-SPEX

1000X GbE multi-mode 1310 nm fiber up to 2 km

#### AT-SPLX10

1000LX GbE single-mode 1310 nm fiber up to 10 km

#### AT-SPLX10/I

1000LX GbE single-mode 1310 nm fiber up to 10 km, industrial temperature

#### AT-SPBD10-13

1000LX GbE Bi-Di (1310 nm Tx, 1490 nm Rx) fiber up to 10 km

#### AT-SPBD10-14

1000LX GbE Bi-Di (1490 nm Tx, 1310 nm Rx) fiber up to 10 km

#### AT-SPBD20-13/I

1000BX GbE Bi-Di (1310 nm Tx, 1550 nm Rx) fiber up to 20 km

#### AT-SPBD20-14/I

1000BX GbE Bi-Di (1490 nm Tx, 1310 nm Rx) fiber up to 20 km

#### AT-SPLX40

1000LX GbE single-mode 1310 nm fiber up to 40 km

#### AT-SPBD40-13/I

1000LX GbE single-mode Bi-Di (1310 nm Tx, 1490 nm Rx) fiber up to 40 km, industrial temperature

#### AT-SPBD40-14/I

1000LX GbE single-mode Bi-Di (1490 nm Tx, 1310 nm Rx) fiber up to 40 km, industrial temperature

#### AT-SPZX80

1000ZX GbE single-mode 1550 nm fiber up to 80 km

#### AT-SPZX120/I

1000ZX GbE single-mode 1550 nm fiber up to 120 km

<sup>2</sup>Using Cat 6a/7 cabling

<sup>3</sup>Up to 100 m running at 1G

<sup>4</sup>Trade Act Agreement Compliant